



VALUE PLASTICS[®], INC.
SPECIALISTS IN FLUID CONNECTIONS[™]

SCV Series products are available in anti-siphon or one-way check valve configurations in a variety of materials and end fittings. The valves feature low priming volume, ease of removing air bubbles during priming and operate in any spatial orientation. All products feature DEHP- and latex-free silicone diaphragms and all materials of construction satisfy USP Class VI and ISO 10993 criteria.

THE ***SCV***
SERIES
CHECK VALVES



FEATURES



















- Materials meet USP Class VI and ISO 10993 criteria
- DEHP- and latex-free silicone diaphragms
- All products are suitable for EtO or gamma sterilization
- Several connection configurations and materials
- Air bubbles completely removable during priming
- Operate in any spatial orientation

SPECIFICATIONS

- Materials:**
Housing - ABS, SAN, Lipid Resistant PC
Diaphragm - Latex-free Silicone
- Cracking Pressure Ranges:**
One-way Check Valves: ≤ 12 mBar (.174 psig)
Anti-Siphon Valves: 100-300 mBar (1.450 - 4.351 psig)
- Retrograde:**
 ≤ 0.1 ml/h at 0.5 ml/h flow rate

CHECK VALVES LEADERSHIP CHECK VALVES PRECISION CHECK VALVES VERSATILE CHECK VALVES INNOVATION CHECK VALVES
 CHECK VALVES TRUSTED CHECK VALVES SERVICE CHECK VALVES LEADERSHIP CHECK VALVES DELIVERY CHECK VALVES
 CHECK VALVES INNOVATION CHECK VALVES SERVICE CHECK VALVES TRUSTED CHECK VALVES VERSATILE CHECK VALVES
 CHECK VALVES PRECISION CHECK VALVES INNOVATION CHECK VALVES RELIABLE CHECK VALVES
 CHECK VALVES TRUSTED CHECK VALVES LEADERSHIP CHECK VALVES
 CHECK VALVES TRUSTED CHECK VALVES

**SPECIALISTS
IN FLUID
CONNECTIONS**

	Ports (flow direction)	Cracking Pressure	Max. Back Pressure	Flow Rate	Materials
	SCV01092 Socket for .122" (3.1 mm) ID x .165" (4.2 mm) OD tubing, x 2	≤ 12 mBar ≤ .174 psig	6 bar 87.023 psig	≥ 90 ml/min ≥ .0237 gal/min	Polycarbonate, Silicone
	SCV08053 Female locking luer to male locking luer	≤ 12 mBar ≤ .174 psig	6 bar 87.023 psig	≥ 90 ml/min ≥ .0237 gal/min	SAN, LDPE, Silicone
	SCV10090 Female locking luer to pocket for .118" (3.0 mm) OD tubing	≤ 12 mBar ≤ .174 psig	6 bar 87.023 psig	≥ 90 ml/min ≥ .0237 gal/min	Polycarbonate, Silicone
	SCV17090 Female locking luer to socket for .118" (3.0 mm) x .161" (4.1 mm) OD tubing	≤ 12 mBar ≤ .174 psig	6 bar 87.023 psig	≥ 90 ml/min ≥ .0237 gal/min	Polycarbonate, Silicone
	SCV21053 Socket for .118" (3.0 mm) x .161" (4.1 mm) tubing x 2	≤ 12 mBar ≤ .174 psig	6 bar 87.023 psig	≥ 90 ml/min ≥ .0237 gal/min	ABS, Silicone
	SCV22050 Socket for .118" (3.0 mm) x .161" (4.1 mm) tubing to male locking luer	≤ 12 mBar ≤ .174 psig	6 bar 87.023 psig	≥ 90 ml/min ≥ .0237 gal/min	ABS, SAN, Silicone
	SCV23050 Female locking luer to male locking luer	≤ 12 mBar ≤ .174 psig	6 bar 87.023 psig	≥ 90 ml/min ≥ .0237 gal/min	SAN, Silicone
	SCV25052 Stem for .157" (4.0 mm) ID tube to stem for .118" (3.0 mm) ID tube	≤ 12 mBar ≤ .174 psig	6 bar 87.023 psig	≥ 250 ml/min ≥ .0660 gal/min	ABS, SAN, Silicone
	SCV03052 Pocket for .165" (4.2 mm) OD tubing to socket fitting .122" (3.1 mm) ID x .165" (4.2 mm) OD tubing	100-300 mBar 1.450 - 4.351 psig	21 bar, max 30 sec. 304.579 psig, max 30 sec.	max 200 ml/min max .0528 gal/min	ABS, Silicone
	SCV04052 Female locking luer to Male locking luer	100-300 mBar 1.450 - 4.351 psig	21 bar, max 30 sec. 304.579 psig, max 30 sec.	max 200 ml/min max .0528 gal/min	SAN, Silicone
	SCV05052 Pocket for .165" (4.2 mm) OD tubing to male locking luer	100-300 mBar 1.450 - 4.351 psig	21 bar, max 30 sec. 304.579 psig, max 30 sec.	max 200 ml/min max .0528 gal/min	ABS, SAN, Silicone
	SCV06052 Female locking luer to socket fitting .122" (3.1 mm) ID to .165" (4.2 mm) OD tubing	100-300 mBar 1.450 - 4.351 psig	21 bar, max 30 sec. 304.579 psig, max 30 sec.	max 200 ml/min max .0528 gal/min	ABS, Silicone
	SCV07052 Pocket for .122" (3.1 mm) OD tubing to male locking luer	100-300 mBar 1.450 - 4.351 psig	6 bar 87.023 psig	max 200 ml/min max .0528 gal/min	ABS, SAN, Silicone
	SCV09093 Female locking luer to pocket for .118" (3.0 mm) OD tubing	100-300 mBar 1.450 - 4.351 psig	6 bar 87.023 psig	max 200 ml/min max .0528 gal/min	Polycarbonate, Silicone
	SCV11095 Female locking luer to pocket for .098" (2.5 mm) OD tubing	100-300 mBar 1.450 - 4.351 psig	6 bar 87.023 psig	max 200 ml/min max .0528 gal/min	Polycarbonate, Silicone
	SCV12052 Female locking luer to male locking luer	100-300 mBar 1.450 - 4.351 psig	6 bar 87.023 psig	max 200 ml/min max .0528 gal/min	SAN, Silicone
	SCV15050 Pocket for .165" (4.2 mm) OD tubing to male locking luer	100-300 mBar 1.450 - 4.351 psig	6 bar 87.023 psig	max 200 ml/min max .0528 gal/min	ABS, SAN, Silicone
	SCV16090 Female locking luer to pocket for .118" (3.0 mm) OD tubing	100-300 mBar 1.450 - 4.351 psig	6 bar 87.023 psig	max 200 ml/min max .0528 gal/min	Polycarbonate, Silicone



For more information please contact us at:
The West Group Ltd
Aston Road, Waterlooville, Hampshire, PO7 7XJ
T: +44 (0)2392 266031 F: +44 (0)2392 240323
E: sales@westgroup.co.uk
W: www.westgroup.co.uk